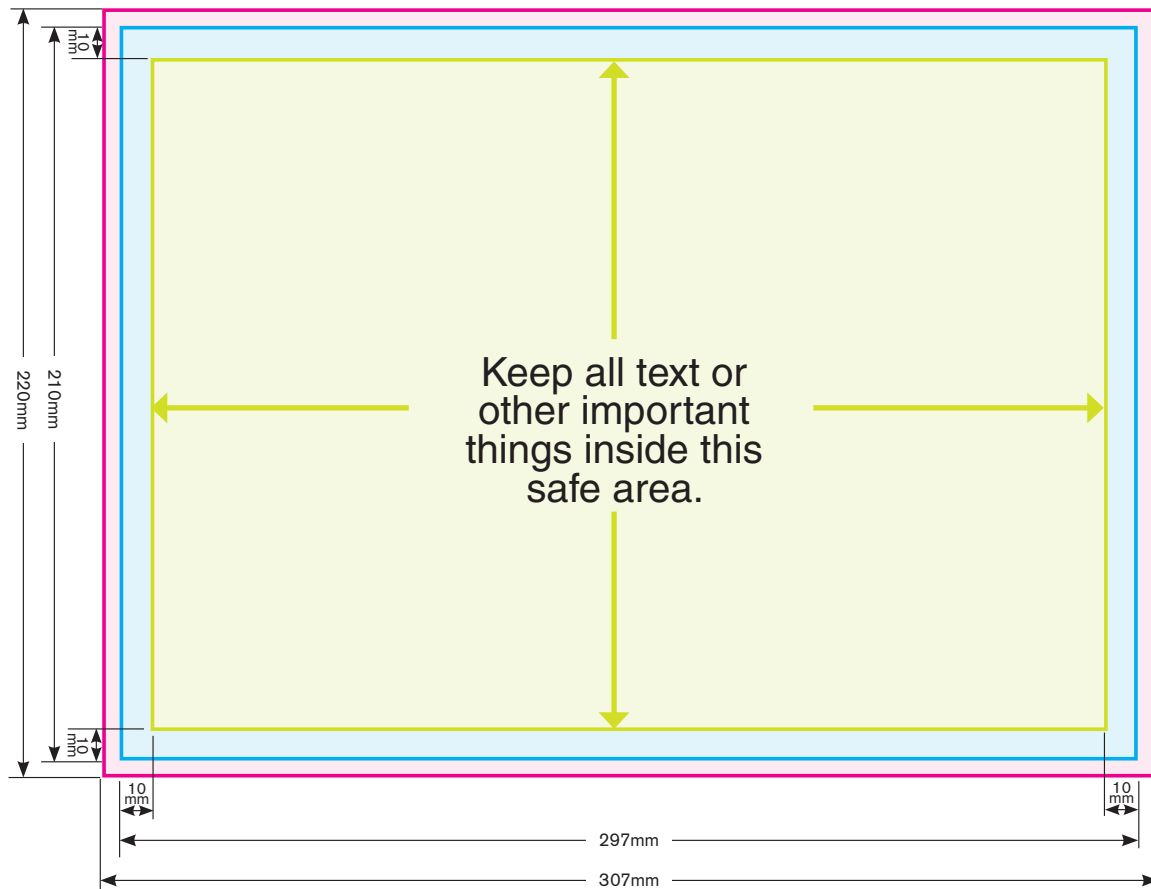





# A4 Landscape Specifications



-  **Trim Size - 210mm(h) x 297mm(w)** - this is the size that the finished book will be
-  **Size with bleed of 5mm - 220mm(h) x 307mm(w)** - any background images that you want to go to the edge of the pages will need to extend to this line. The extra (bleed) will be trimmed off during production.
-  **Safe area** - minimum of 10mm margin on all sides. Keep all important text or images inside this area.

## If you are using Microsoft Word or Publisher

Create a custom page size to the size with bleed (22 x 30.7 cm) and have margins of 1.5 cm on all sides. Be sure to extend any background images right to the edges if you don't want any white borders.

## Images

For best results please use high resolution images, minimum 300dpi.

## Saving Your File For Printing

We require **PDF files** with fonts embedded or converted to curves. Please do not supply artwork with print marks.

## Number of Pages

Booklets/calendars work on pages in multiples of 4. Eg 12, 16, 24, 32 etc. If you do not have multiples of 4 there will be blank pages in your book/calendar.

## Calendars

A 3mm hole is drilled approximately 10mm from the edge to allow for hanging. Keep this in mind when creating your artwork.

## Page Formats

Set up your design as single pages. Do not use facing pages (eg InDesign) or 2 page spreads (Word/Publisher). Avoid using page borders as they can make your design look untidy once printed and trimmed.